


Alpha Center V13L · V15L



- Cast iron is tempered for stress relief to ensure structural stability without deformation
- C3 class ballscrews ensures the highest accuracy and durability
- Pre-tension on all axis minimizes thermal distortion



V15L frame with Y axis four linear guideways

Technical Specifications	V13L	V15L
Table		
Table size	mm	1500 x 650
T-slot (width x number x distance)	mm	18 x 5 x 100
Max. load	kg	1200
Travel		
X / Y / Z Travel	mm	1300 / 650 / 600
Spindle nose to table	mm	150 - 750
Spindle center to column	mm	697
Spindle		
Spindle taper	-	SK40/BT40/CAT40
Spindle speed	rpm	10000
Spindle motor power/torque	-	20/53kW; 126/250Nm (SIEMENS) 11/18.5kW; 52.5/118Nm (FANUC)
Tool changer		
Number of tools	pcs	24
Max. tool length	mm	300
Max. tool diameter	mm	Φ78 / Φ125
Max. tool weight	kg	8
Feed		
Rapid feed X/Y/Z	m/min	36/36/24
Cutting speed	mm/min	1-12000
Accuracy (VDI 3441 Full travel)		
Positioning accuracy	mm	0.010
Positioning repeatability	mm	0.006
Dimensions & Weight		
Dimensions	mm	4025x3090x3185
Weight	kg	8000

Standard configuration

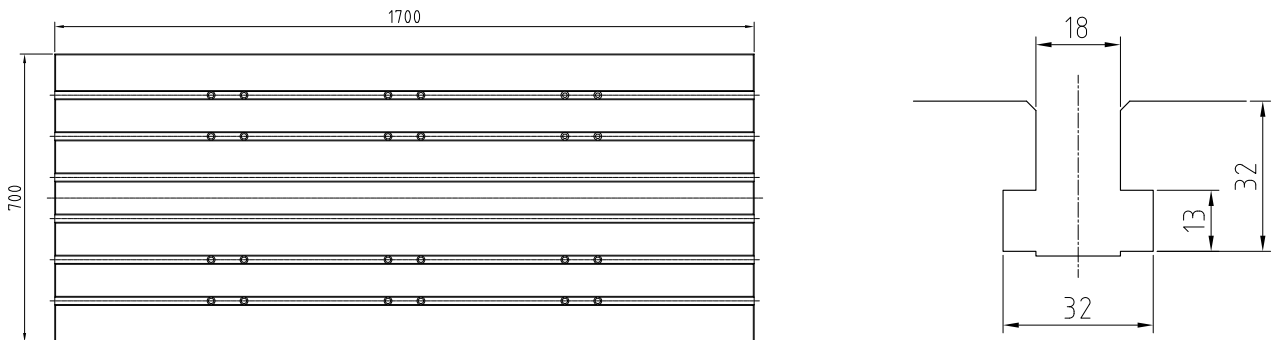
- ✓ Fully enclosed splash guard
- ✓ Belt drive spindle 10000 rpm
- ✓ 24 pockets arm tool changer
- ✓ Chain type chip conveyor
- ✓ Air-conditioned electrical cabinet
- ✓ Rigid tapping
- ✓ Ethernet, CF card and USB interface
- ✓ Automatic lubrication system
- ✓ Coolant system
- ✓ LED working lamp
- ✓ End of program light
- ✓ Electronic handwheel (MPG)
- ✓ Tool box
- ✓ Leveling bolts and blocks
- ✓ Coolant gun
- ✓ Air gun
- ✓ Air blast during cutting
- ✓ User Manual

Optional configuration

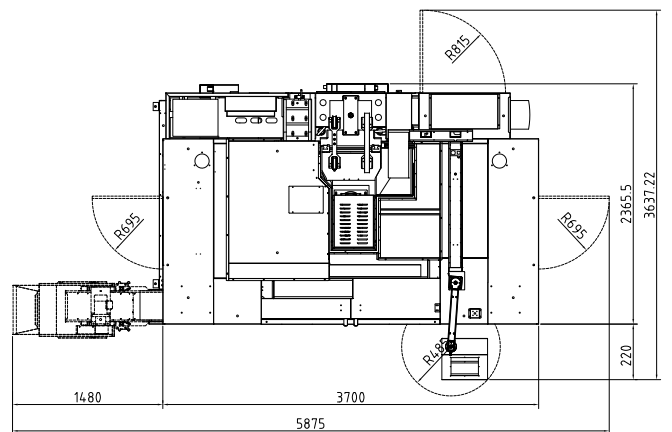
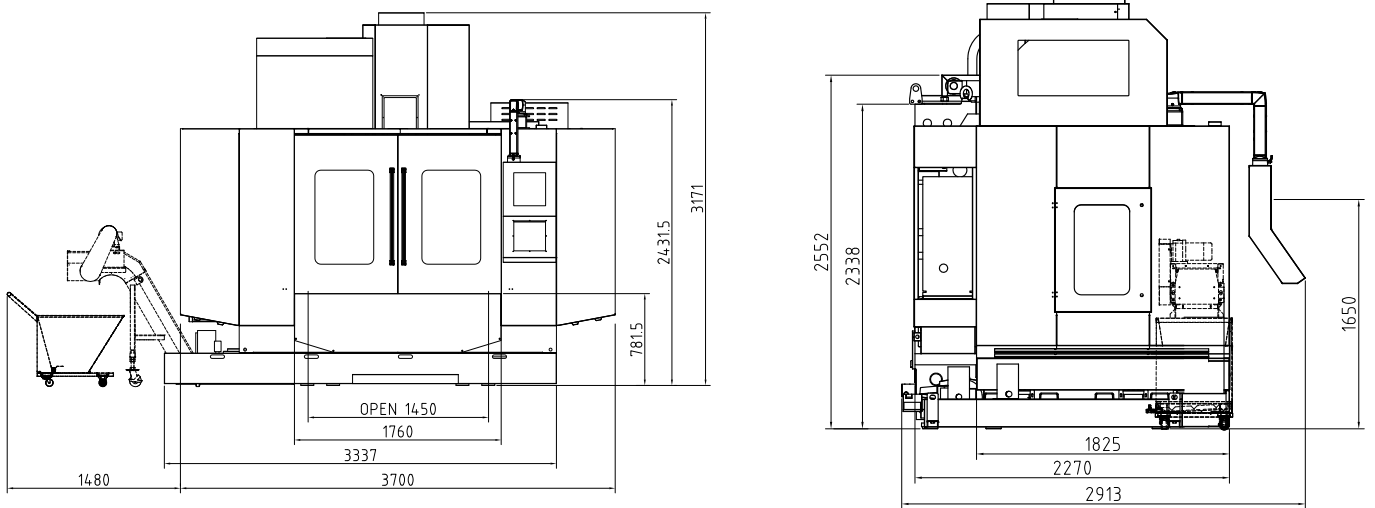
- Belt drive spindle 6000 rpm BT50
- Belt drive spindle 8000 rpm BT50 (Only available on V13L)
- Direct drive spindle 12000rpm
- Direct drive spindle 15000 rpm (Only available on SIEMENS and HEIDENHAIN)
- 28 pockets arm tool changer ,taper 40
- 40 pockets chain type tool changer ,taper 40
- Spindle oil cooler
- CTS Coolant through spindle + ATS
- Oil skimmer
- Workpiece probe
- Tool probe
- 4th axis
- 4/5th axis
- Extra 200GB SSD program memory (Only available on SIEMENS Control)

* The above specifications are subject to change without prior notice, no liability for mistakes. Machines may be shown with optional equipment.

Worktable (V15L)



Dimensions (V15L)



5th axis, different sizes

* The above specifications are subject to change without prior notice, no liability for mistakes. Machines may be shown with optional equipment.